






Winter practical guides for a responsible visit of nature in Triglav National Park

Short days, crisp winter air, deep snow cover, freezing wind and extremely low temperatures are constant conditions in higher parts of the Triglav National Park from late autumn until late spring. We can all contribute to nature protection by following five practical guides when visiting the nature of the Triglav National Park in winter.

	<p>Respect winter rest of nature. Many animal species hibernate or sleep during the winter. The others look for food and shelter in demanding winter conditions. Be a responsible visitor and help animals to survive the winter.</p>
	<p>Use public transport. Take care of your safety on winter roads with appropriate winter gear and adjusted speed. Park your vehicle on public parking lots which are plowed. Usually, there is no clearing of the snow on the forest roads. Use public transport where it is available.</p>
	<p>Use marked and appropriate hiking paths for a winter hike. Regarding the current winter conditions choose your hiking path. The days are half shorter than in summer and the weather conditions are more extreme. Regarding the difficulty have more winter equipment for your health and safety.</p>
	<p>Choose official recommended ski touring areas to protect Rock Ptarmigan and other wild animals. Ridges, rock areas and forest edges are places where wild animals find winter shelters and rare food in winter. Especially Rock Ptarmigan chooses ridges and barren lands, which are also a magnet for ski tourers. Choose official recommended ski touring areas to protect the wildlife of the Triglav National Park.</p>
	<p>Respect Quiet Zone, which is an oasis of safety and tranquility for the wildlife. Quiet Zones in the Triglav National Park are all year round dedicated to giving wildlife the highest level of protection. Be more thoughtful near Quiet Zones to provide the wildlife with the space they need to survive the winter. Stay on marked trails and as quietly as possible bypass the area.</p>

More information:

[Biosphere Reserve Julian Alps Visitor Guide Winter 2022 2023](#)

[Weather forecast Slovenia](#)

[Mountain Trails Application by Alpine Association of Slovenia](#)

[Bus timetable: Mobitily in the Julian Alps](#)